


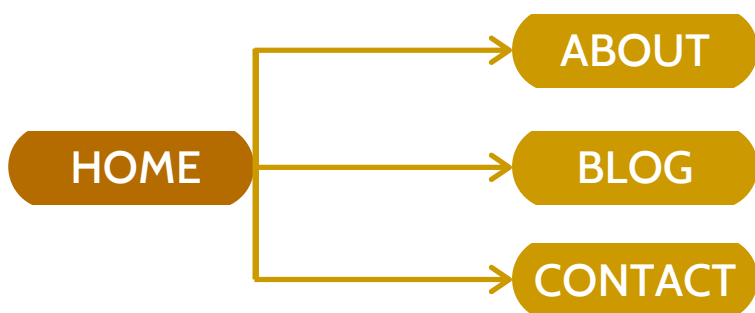
SO YOU WANT A WEBSITE?

Learn Our Design Process




1 - Research & Development

Activities in this first step are to assess your needs; set a budget, communication structure, payment schedule, and timeline; define website audience, review comparable websites, and designate a person to sign off on each stage of the process.




3 - Mapping It Out

The overall arc of your story and how you invite visitors to participate in your website is decided by mapping out the navigation and placement of content in this step. Pages such as Home, About, and Contact are common menu items in a website. Color palette, styling, and brand elements are finalized.




5 - Launch, Review, & Turnover

On the agreed upon launch date and time, the site will be open for viewing by the public, items of issue will be resolved, and the website maintenance plans implemented.



2 - Gather Content

This stage is the opportunity to explore your story by collecting written content and existing images along with writing new content and taking new photos to further define your story. Clarity in your business mission and audience is key.



4 - Putting It All Together

Content (images and text) is implemented into website pages, refined, and prepared for review. Before launch, each page and item require approval by the designated representative. A post-launch turn over plan is agreed upon.

Let's Get It Done - Contact Us Today!